



GLOBAL 6000 MARKET OVERVIEW

APRIL 2018



GLOBAL 6000 MARKET OVERVIEW APRIL 2018

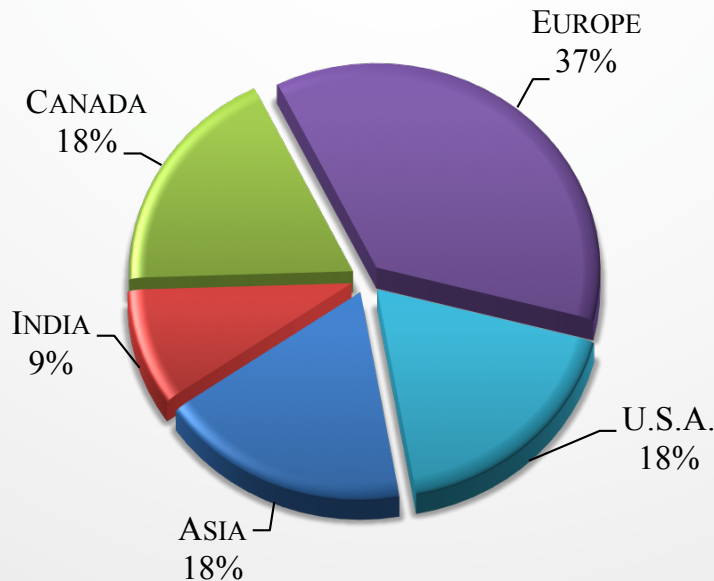
Currently, there are 11 Global 6000s for sale of 285 aircraft, representing 4% of the active fleet.

CURRENT GLOBAL 6000 MARKET SUMMARY

AIRCRAFT SUMMARY	LOW	HIGH	AVERAGE
ASKING PRICE	\$28,000,000	\$44,000,000	\$39,314,000
AIRFRAME TOTAL TIME	20	1,706	845
MANUFACTURE YEAR	2012	2017	2014
DAYS ON MARKET	10	1,159	381

FIGURES BASED ON ASKING PRICES, NOT SALE PRICES. BASED ON 11 AIRCRAFT PRICES AND 11 AIRCRAFT FOR SALE

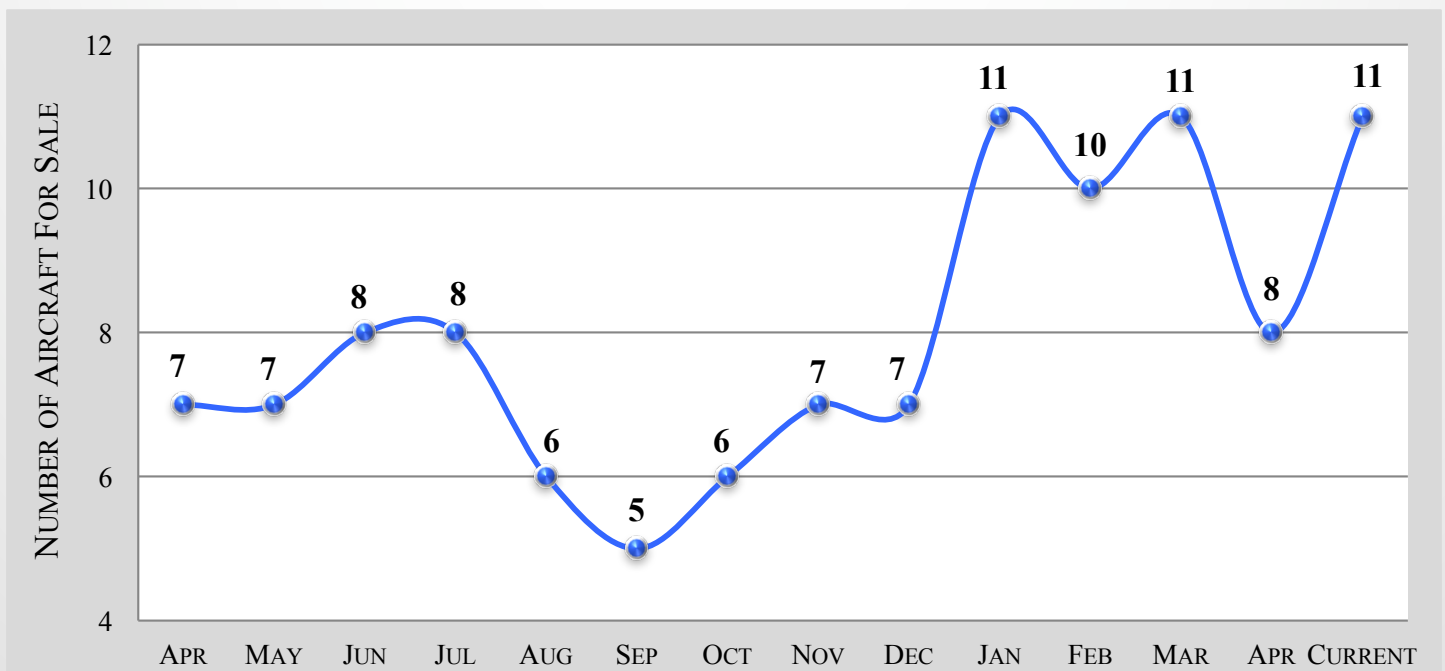
CURRENT GLOBAL 6000 MARKET BY SELLER LOCATION



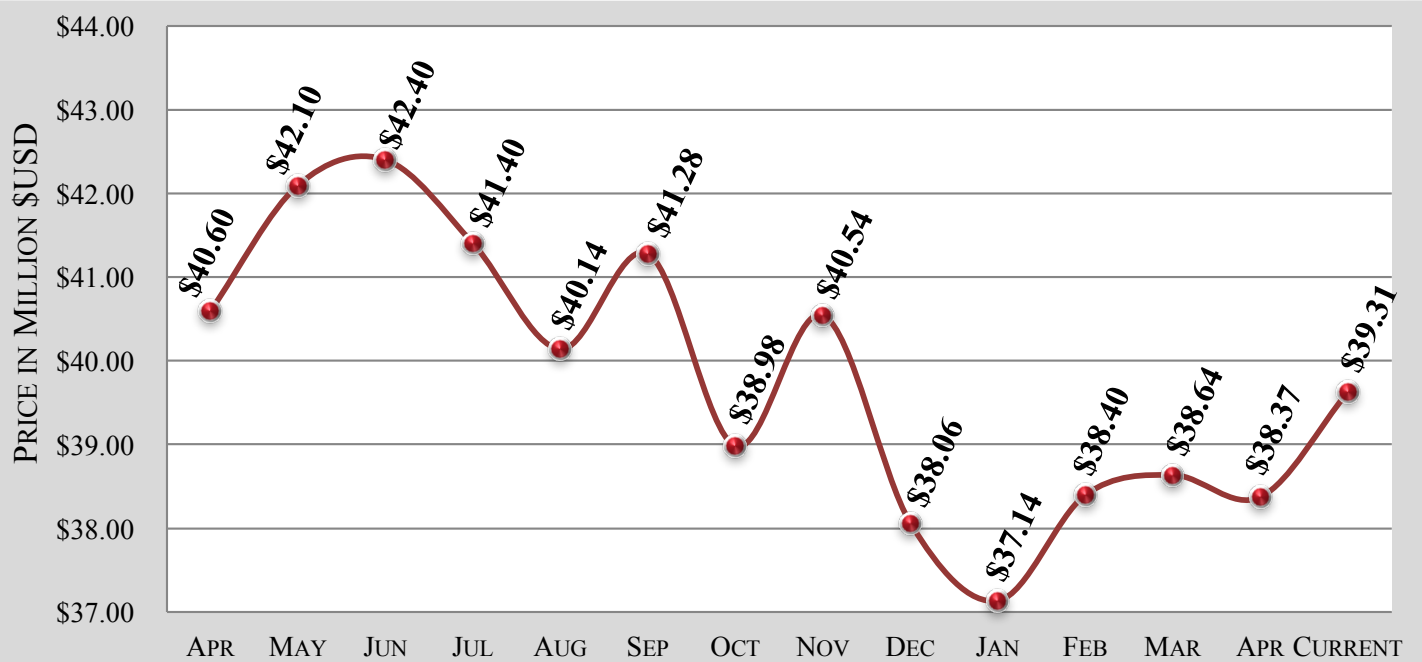
GLOBAL 6000 – 6 MONTH MARKET HISTORY

MONTH	DEC	JAN	FEB	MAR	APR	CURRENT	AVERAGE
AVERAGE ASK PRICE	\$38.1M	\$37.1M	\$38.4M	\$38.6M	\$38.4M	\$39.3M	\$38.3M
NUMBER FOR SALE	7	11	10	11	8	11	10
ACTIVE FLEET	274	278	282	283	283	285	281
PERCENTAGE FOR SALE	3%	4%	4%	4%	3%	4%	4%
AVERAGE YEAR	2015	2015	2015	2015	2015	2014	2015
AVERAGE DAYS ON MARKET	427	351	380	344	469	381	392
AVERAGE AIRFRAME TIME	692	1,117	1,006	985	769	845	902
TRANSACTIONS	1	1	0	1	1	TBD	4 TOTAL

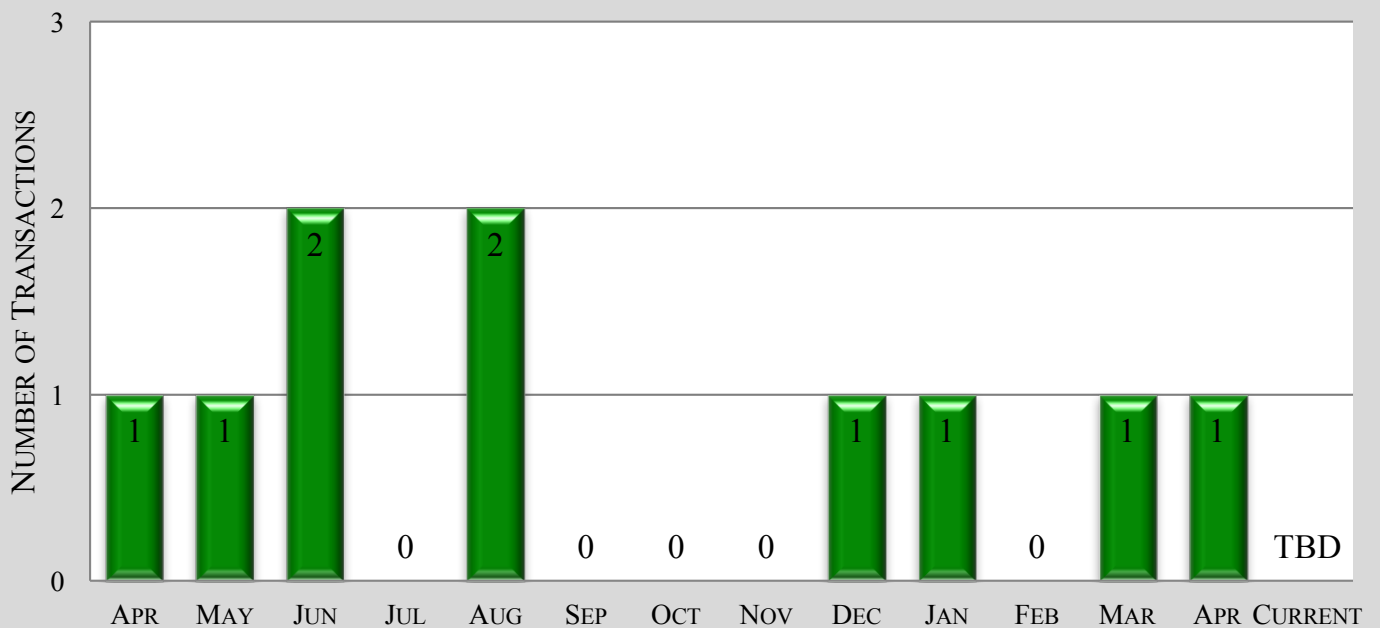
GLOBAL 6000– 12 MONTH FOR SALE INVENTORY HISTORY



GLOBAL 6000 – 12 MONTH ASKING PRICE TREND



GLOBAL 6000 – 12 MONTH TRANSACTION HISTORY



GLOBAL 6000 – AIRCRAFT BLUE BOOK VALUATIONS

YEAR	AVERAGE RETAIL	AVERAGE WHOLESALE	TREND
2012	\$29,000,000	\$25,739,000	-\$888,000
2013	\$32,000,000	\$28,402,000	-\$887,000
2014	\$35,000,000	\$31,064,000	-\$888,000
2015	\$38,000,000	\$33,727,000	-\$887,000
2016	\$43,000,000	\$38,165,000	-\$887,000
2017	\$51,000,000	\$45,265,000	-\$3,550,000
2018	\$62,310,000	\$55,303,000	NO CHANGE

The above information valid April through June.

GLOBAL 6000 – VREF VALUATIONS

YEAR	AVERAGE RETAIL	AVERAGE WHOLESALE	TREND
2012	\$30,000,000	\$27,000,000	-\$1,000,000
2013	\$32,000,000	\$28,800,000	-\$1,000,000
2014	\$34,000,000	\$30,600,000	-\$1,000,000
2015	\$38,000,000	\$34,200,000	-\$1,000,000
2016	\$41,000,000	\$36,900,000	-\$1,000,000
2017	\$52,500,000	\$47,355,000	-\$1,000,000

The above information valid April through June.

GLOBAL 6000 MARKET DETAILS AS OF APRIL 2018
ARRANGED BY YEAR

YEAR	DAYS ON MARKET	ASK PRICE	AIRFRAME TOTAL TIME	LOCATION
2012	490	\$28,000,000	1,643	Europe
2012	127	\$35,000,000	1,706	Asia
2014	1,159	\$36,000,000	1,168	India
2014	1,010	\$39,000,000	380	Europe
2014	10	\$43,950,000	20	Canada
2014	23	\$43,000,000	1,436	U.S.A.
2015	78	\$40,000,000	1,343	Europe
2015	16	\$43,500,000	532	Asia
2016	592	\$39,500,000	436	Canada
2016	311	\$40,500,000	419	U.S.A.
2017	375	\$44,000,000	207	Europe

GLOBAL 6000 MARKET DETAILS AS OF APRIL 2018
ARRANGED BY DAYS ON MARKET

YEAR	DAYS ON MARKET	ASK PRICE	AIRFRAME TOTAL TIME	LOCATION
2014	10	\$43,950,000	20	Canada
2015	16	\$43,500,000	532	Asia
2014	23	\$43,000,000	1,436	U.S.A.
2015	78	\$40,000,000	1,343	Europe
2012	127	\$35,000,000	1,706	Asia
2016	311	\$40,500,000	419	U.S.A.
2017	375	\$44,000,000	207	Europe
2012	490	\$28,000,000	1,643	Europe
2016	592	\$39,500,000	436	Canada
2014	1,010	\$39,000,000	380	Europe
2014	1,159	\$36,000,000	1,168	India

GLOBAL 6000 MARKET DETAILS AS OF APRIL 2018
ARRANGED BY ASKING PRICE

YEAR	DAYS ON MARKET	ASK PRICE	AIRFRAME TOTAL TIME	LOCATION
2012	490	\$28,000,000	1,643	Europe
2012	127	\$35,000,000	1,706	Asia
2014	1,159	\$36,000,000	1,168	India
2014	1,010	\$39,000,000	380	Europe
2016	592	\$39,500,000	436	Canada
2015	78	\$40,000,000	1,343	Europe
2016	311	\$40,500,000	419	U.S.A.
2014	23	\$43,000,000	1,436	U.S.A.
2015	16	\$43,500,000	532	Asia
2014	10	\$43,950,000	20	Canada
2017	375	\$44,000,000	207	Europe

GLOBAL 6000 MARKET DETAILS AS OF APRIL 2018
ARRANGED BY TOTAL TIME ON AIRFRAME

YEAR	DAYS ON MARKET	ASK PRICE	AIRFRAME TOTAL TIME	LOCATION
2014	10	\$43,950,000	20	Canada
2017	375	\$44,000,000	207	Europe
2014	1,010	\$39,000,000	380	Europe
2016	311	\$40,500,000	419	U.S.A.
2016	592	\$39,500,000	436	Canada
2015	16	\$43,500,000	532	Asia
2014	1,159	\$36,000,000	1,168	India
2015	78	\$40,000,000	1,343	Europe
2014	23	\$43,000,000	1,436	U.S.A.
2012	490	\$28,000,000	1,643	Europe
2012	127	\$35,000,000	1,706	Asia

GLOBAL 6000 MARKET DETAILS AS OF APRIL 2018
ARRANGED BY LOCATION

YEAR	DAYS ON MARKET	ASK PRICE	AIRFRAME TOTAL TIME	LOCATION
2015	16	\$43,500,000	532	Asia
2012	127	\$35,000,000	1,706	Asia
2014	10	\$43,950,000	20	Canada
2016	592	\$39,500,000	436	Canada
2017	375	\$44,000,000	207	Europe
2014	1,010	\$39,000,000	380	Europe
2015	78	\$40,000,000	1,343	Europe
2012	490	\$28,000,000	1,643	Europe
2014	1,159	\$36,000,000	1,168	India
2016	311	\$40,500,000	419	U.S.A.
2014	23	\$43,000,000	1,436	U.S.A.

GLOBAL 6000 MARKET DETAILS AS OF APRIL 2018 RECENT CHANGES TO FOR-SALE INVENTORY

YEAR	DAYS ON MARKET	ASK PRICE	AIRFRAME TOTAL TIME	LOCATION	STATUS
<i>2014</i>	<i>401</i>	<i>\$32,995,000</i>	<i>800</i>	<i>Australia</i>	<i>Leased 2018-04</i>
<i>2016</i>	<i>93</i>	<i>\$38,000,000</i>	<i>2,215</i>	<i>U.S.A.</i>	<i>Withdrawn 2018-04</i>
<i>2016</i>	<i>93</i>	<i>\$38,500,000</i>	<i>1,651</i>	<i>U.S.A.</i>	<i>Withdrawn 2018-04</i>
<i>2017</i>	<i>93</i>	<i>\$41,500,000</i>	<i>1,068</i>	<i>Canada</i>	<i>Withdrawn 2018-04</i>

Disclaimer

Market changes are based on responses from sellers and agents. These changes have been reported, but not yet confirmed. Altus Aviation offers the details of these aircraft in good faith but cannot guarantee or warrant the accuracy of this information nor warrant the condition of the aircraft. A buyer should instruct his agents, or his surveyors, to investigate such details as the buyer desires validated. These aircraft are offered subject to prior sale, price change, or withdrawal without notice.



The disclosures contained in research documents produced by Altus Aviation shall be governed by and construed in accordance with U.S. law. Altus Aviation specifically prohibits the redistribution of this document in whole or in part without the written permission of Altus Aviation and therefore Altus Aviation accepts no liability whatsoever for the actions of third parties in this respect. Images may depict objects or elements that are protected by third party copyright, trademarks and other intellectual property rights. © Altus Aviation 2016. All rights reserved.