



GLOBAL 6000 MARKET OVERVIEW

MARCH 2019



GLOBAL 6000 MARKET OVERVIEW MARCH 2019

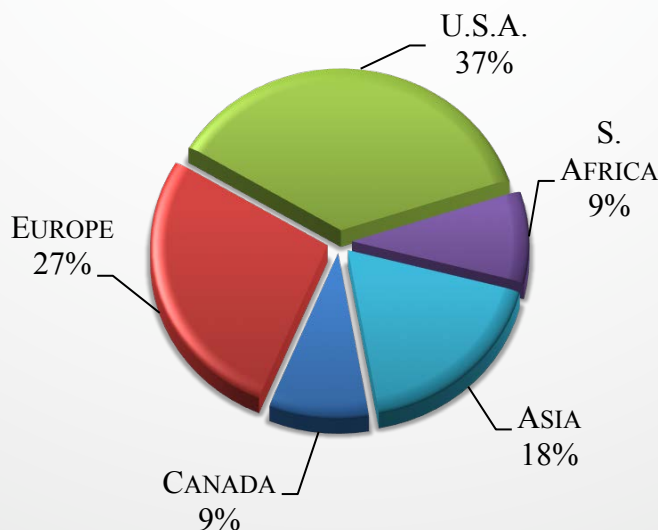
Currently, there are 11 Global 6000s for sale of 317 aircraft, representing 3% of the active fleet.

CURRENT GLOBAL 6000 MARKET SUMMARY

AIRCRAFT SUMMARY	LOW	HIGH	AVERAGE
ASKING PRICE	\$27,995,000	\$39,500,000	\$34,108,000
AIRFRAME TOTAL TIME	315	2,249	1,294
MANUFACTURE YEAR	2012	2017	2015
DAYS ON MARKET	16	704	269

FIGURES BASED ON ASKING PRICES, NOT SALE PRICES. BASED ON 11 AIRCRAFT PRICES AND 11 AIRCRAFT FOR SALE

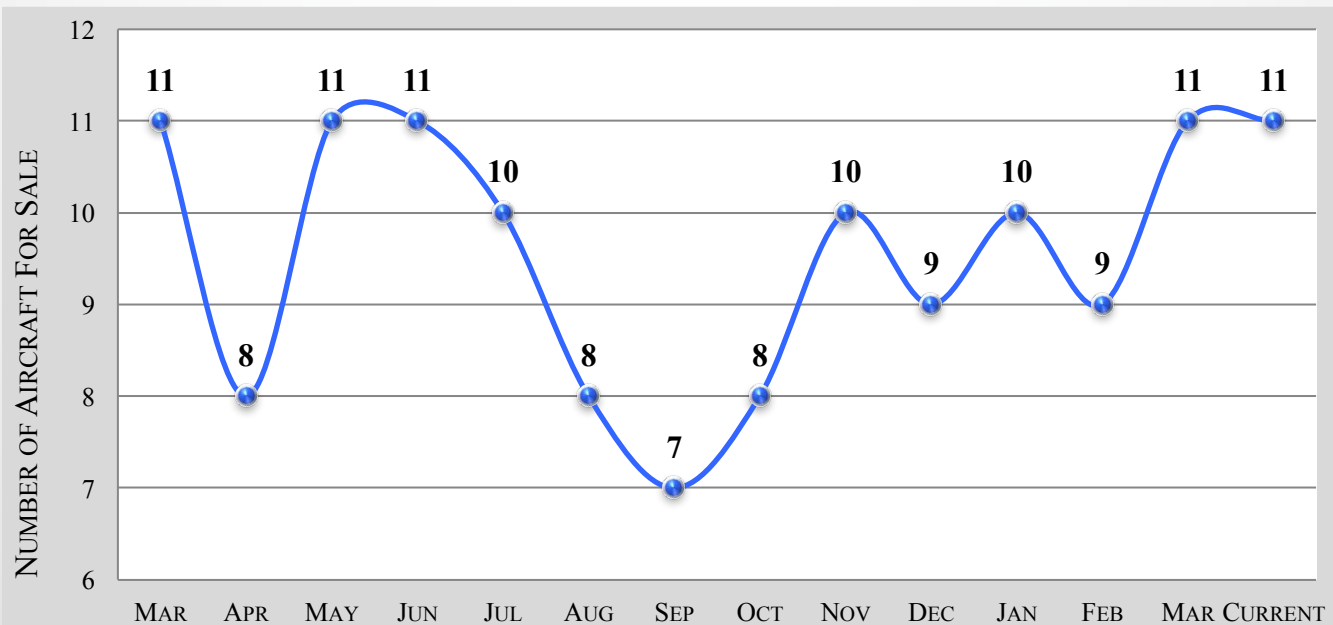
CURRENT GLOBAL 6000 MARKET BY SELLER LOCATION



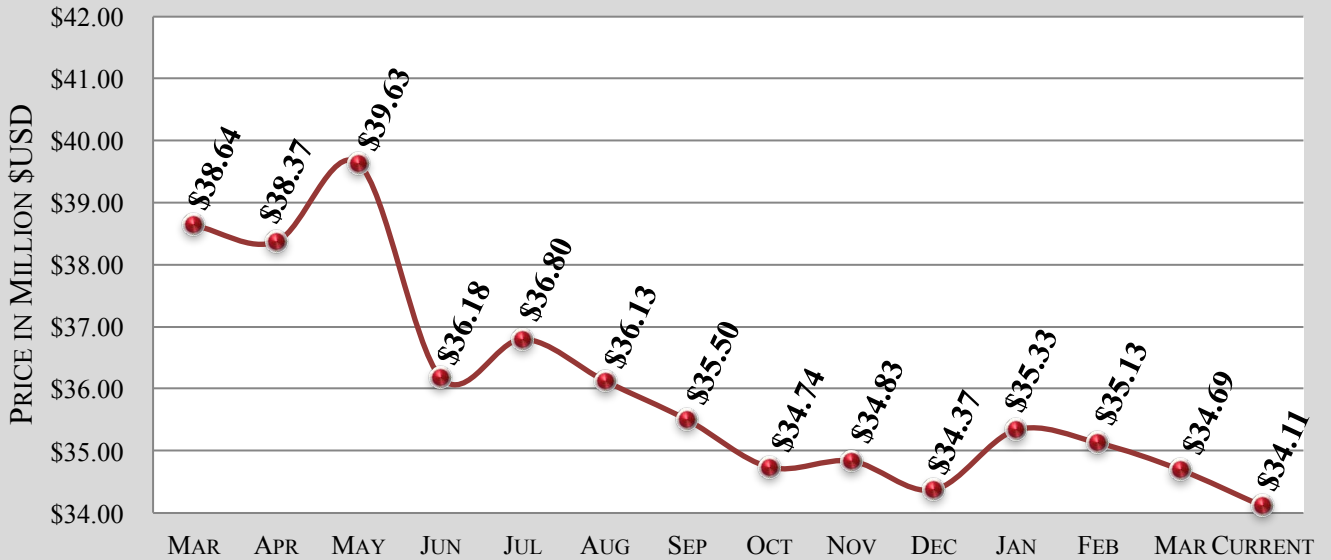
GLOBAL 6000 – 6 MONTH MARKET HISTORY

MONTH	NOV	DEC	JAN	FEB	MAR	CURRENT	AVERAGE
AVERAGE ASK PRICE	\$34.8M	\$37.4M	\$35.3M	\$35.1M	\$34.7M	\$34.1M	\$35.2M
NUMBER FOR SALE	10	9	10	9	11	11	10
ACTIVE FLEET	310	312	313	315	318	317	314
PERCENTAGE FOR SALE	3%	3%	3%	3%	3%	3%	3%
AVERAGE YEAR	2014	2014	2014	2015	2015	2015	2015
AVERAGE DAYS ON MARKET	374	301	283	354	335	269	319
AVERAGE AIRFRAME TIME	1,464	1,585	1,449	1,228	1,227	1,294	1,375
TRANSACTIONS	0	0	0	0	3	TBD	3 TOTAL

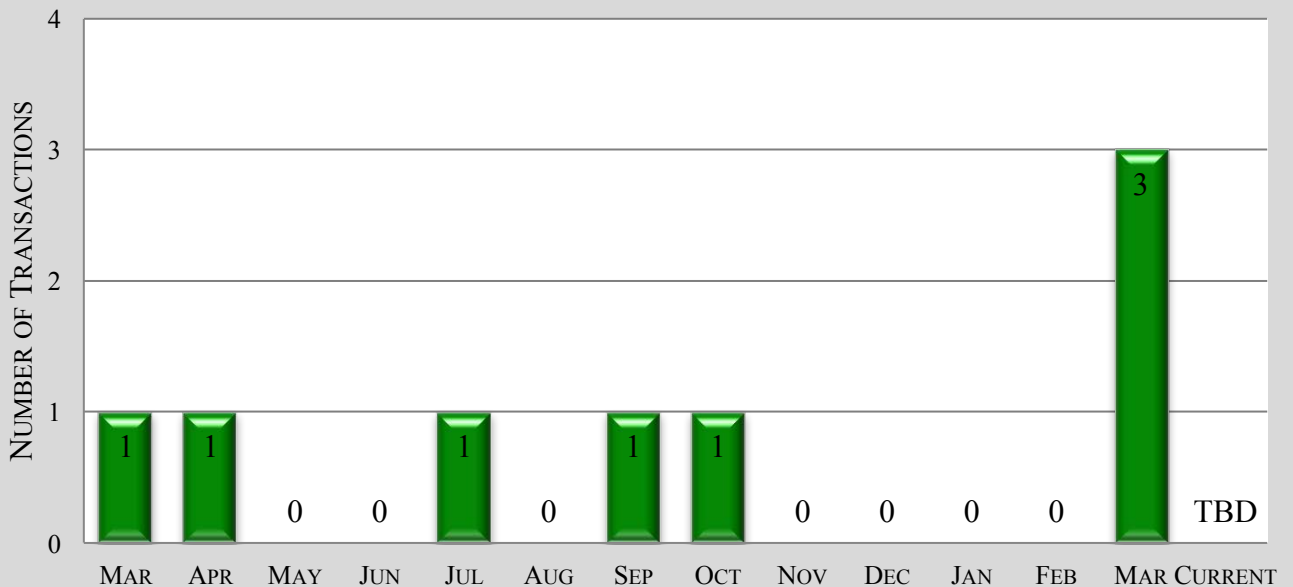
GLOBAL 6000– 12 MONTH FOR SALE INVENTORY HISTORY



GLOBAL 6000 – 12 MONTH ASKING PRICE TREND



GLOBAL 6000 – 12 MONTH TRANSACTION HISTORY



GLOBAL 6000 – AIRCRAFT BLUE BOOK VALUATIONS

YEAR	AVERAGE RETAIL	AVERAGE WHOLESALE	TREND
2012	\$27,000,000	\$23,964,000	NO CHANGE
2013	\$29,000,000	\$25,739,000	-\$888,000
2014	\$32,000,000	\$28,402,000	-\$887,000
2015	\$34,000,000	\$30,177,000	-\$887,000
2016	\$37,000,000	\$32,839,000	NO CHANGE
2017	\$41,000,000	\$36,390,000	-\$1,775,000
2018	\$44,000,000	\$39,052,000	-\$1,775,000
2019	\$62,310,000	\$55,303,000	NO CHANGE

The above data is valid from March through May.

GLOBAL 6000 – VREF VALUATIONS

YEAR	AVERAGE RETAIL	AVERAGE WHOLESALE	TREND
2012	\$29,000,000	\$26,100,000	NO CHANGE
2013	\$31,000,000	\$27,900,000	-\$1,000,000
2014	\$33,000,000	\$29,700,000	-\$887,000
2015	\$36,000,000	\$32,400,000	-\$1,000,000
2016	\$39,000,000	\$35,100,000	-\$1,000,000
2017	\$42,000,000	\$37,884,000	-\$1,000,000
2018	\$45,000,000	\$40,590,000	-\$2,000,000
2019	\$62,310,000	\$56,203,600	NO CHANGE

The above data is valid from March through May.

GLOBAL 6000 MARKET DETAILS AS OF MARCH 2019 ARRANGED BY YEAR

YEAR	DAYS ON MARKET	ASK PRICE	AIRFRAME TOTAL TIME	LOCATION
2012	174	\$27,995,000	2,123	Europe
2012	704	\$28,000,000	2,087	U.S.A.
2013	134	\$29,995,000	1,408	U.S.A.
2013	16	\$31,950,000	1,401	U.S.A.
2015	213	\$28,995,000	2,249	Canada
2015	318	\$39,000,000	1,611	Europe
2015	43	\$35,000,000	1,257	S. Africa
2016	55	\$38,500,000	664	Asia
2016	574	\$37,250,000	713	U.S.A.
2017	703	\$39,000,000	315	Europe
2017	23	\$39,500,000	410	Asia

GLOBAL 6000 MARKET DETAILS AS OF MARCH 2019
ARRANGED BY DAYS ON MARKET

YEAR	DAYS ON MARKET	ASK PRICE	AIRFRAME TOTAL TIME	LOCATION
2013	16	\$31,950,000	1,401	U.S.A.
2017	23	\$39,500,000	410	Asia
2015	43	\$35,000,000	1,257	S. Africa
2016	55	\$38,500,000	664	Asia
2013	134	\$29,995,000	1,408	U.S.A.
2012	174	\$27,995,000	2,123	Europe
2015	213	\$28,995,000	2,249	Canada
2015	318	\$39,000,000	1,611	Europe
2016	574	\$37,250,000	713	U.S.A.
2017	703	\$39,000,000	315	Europe
2012	704	\$28,000,000	2,087	U.S.A.

GLOBAL 6000 MARKET DETAILS AS OF MARCH 2019
ARRANGED BY ASKING PRICE

YEAR	DAYS ON MARKET	ASK PRICE	AIRFRAME TOTAL TIME	LOCATION
2012	174	\$27,995,000	2,123	Europe
2012	704	\$28,000,000	2,087	U.S.A.
2015	213	\$28,995,000	2,249	Canada
2013	134	\$29,995,000	1,408	U.S.A.
2013	16	\$31,950,000	1,401	U.S.A.
2015	43	\$35,000,000	1,257	S. Africa
2016	574	\$37,250,000	713	U.S.A.
2016	55	\$38,500,000	664	Asia
2017	703	\$39,000,000	315	Europe
2015	318	\$39,000,000	1,611	Europe
2017	23	\$39,500,000	410	Asia

GLOBAL 6000 MARKET DETAILS AS OF MARCH 2019
ARRANGED BY TOTAL TIME ON AIRFRAME

YEAR	DAYS ON MARKET	ASK PRICE	AIRFRAME TOTAL TIME	LOCATION
2017	703	\$39,000,000	315	Europe
2017	23	\$39,500,000	410	Asia
2016	55	\$38,500,000	664	Asia
2016	574	\$37,250,000	713	U.S.A.
2015	43	\$35,000,000	1,257	S. Africa
2013	16	\$31,950,000	1,401	U.S.A.
2013	134	\$29,995,000	1,408	U.S.A.
2015	318	\$39,000,000	1,611	Europe
2012	704	\$28,000,000	2,087	U.S.A.
2012	174	\$27,995,000	2,123	Europe
2015	213	\$28,995,000	2,249	Canada

GLOBAL 6000 MARKET DETAILS AS OF MARCH 2019
ARRANGED BY LOCATION

YEAR	DAYS ON MARKET	ASK PRICE	AIRFRAME TOTAL TIME	LOCATION
2016	55	\$38,500,000	664	Asia
2017	23	\$39,500,000	410	Asia
2015	213	\$28,995,000	2,249	Canada
2012	174	\$27,995,000	2,123	Europe
2015	318	\$39,000,000	1,611	Europe
2017	703	\$39,000,000	315	Europe
2015	43	\$35,000,000	1,257	S. Africa
2012	704	\$28,000,000	2,087	U.S.A.
2013	134	\$29,995,000	1,408	U.S.A.
2013	16	\$31,950,000	1,401	U.S.A.
2016	574	\$37,250,000	713	U.S.A.

GLOBAL 6000 MARKET DETAILS AS OF MARCH 2019 RECENT CHANGES TO FOR-SALE INVENTORY

YEAR	DAYS ON MARKET	ASK PRICE	AIRFRAME TOTAL TIME	LOCATION	STATUS
<i>2014</i>	<i>965</i>	<i>\$30,900,000</i>	<i>1,402</i>	<i>Europe</i>	<i>Sold 2019-03</i>
<i>2015</i>	<i>159</i>	<i>\$43,500,000</i>	<i>608</i>	<i>Asia</i>	<i>Sold 2019-03</i>
<i>2018</i>	<i>72</i>	<i>\$41,995,000</i>	<i>230</i>	<i>U.S.A.</i>	<i>Sold 2019-03</i>

Disclaimer

Market changes are based on responses from sellers and agents. These changes have been reported, but not yet confirmed. Altus Aviation offers the details of these aircraft in good faith but cannot guarantee or warrant the accuracy of this information nor warrant the condition of the aircraft. A buyer should instruct his agents, or his surveyors, to investigate such details as the buyer desires validated. These aircraft are offered subject to prior sale, price change, or withdrawal without notice.



The disclosures contained in research documents produced by Altus Aviation shall be governed by and construed in accordance with U.S. law. Altus Aviation specifically prohibits the redistribution of this document in whole or in part without the written permission of Altus Aviation and therefore Altus Aviation accepts no liability whatsoever for the actions of third parties in this respect. Images may depict objects or elements that are protected by third party copyright, trademarks and other intellectual property rights. © Altus Aviation 2016. All rights reserved.