

## GLOBAL 6000 MARKET OVERVIEW NOVEMBER 2014

As of November, there are 8 Global 6000s for sale of 191 aircraft, representing 4.19% of the active fleet. Since our last report in October, there has been one addition to the market.

### CURRENT GLOBAL 6000 MARKET SUMMARY

AIRCRAFT SUMMARY	Low	HIGH	AVERAGE
ASKING PRICE	\$35,000,000	\$54,000,000	\$49,500,000
AIRFRAME TOTAL TIME	0	2,727	756
MANUFACTURE YEAR	2010	2014	2013
DAYS ON MARKET	13	274	113

*FIGURES BASED ON ASKING PRICES, NOT SALES PRICES. BASED ON 8 AIRCRAFT PRICES AND 8 AIRCRAFT FOR SALE*

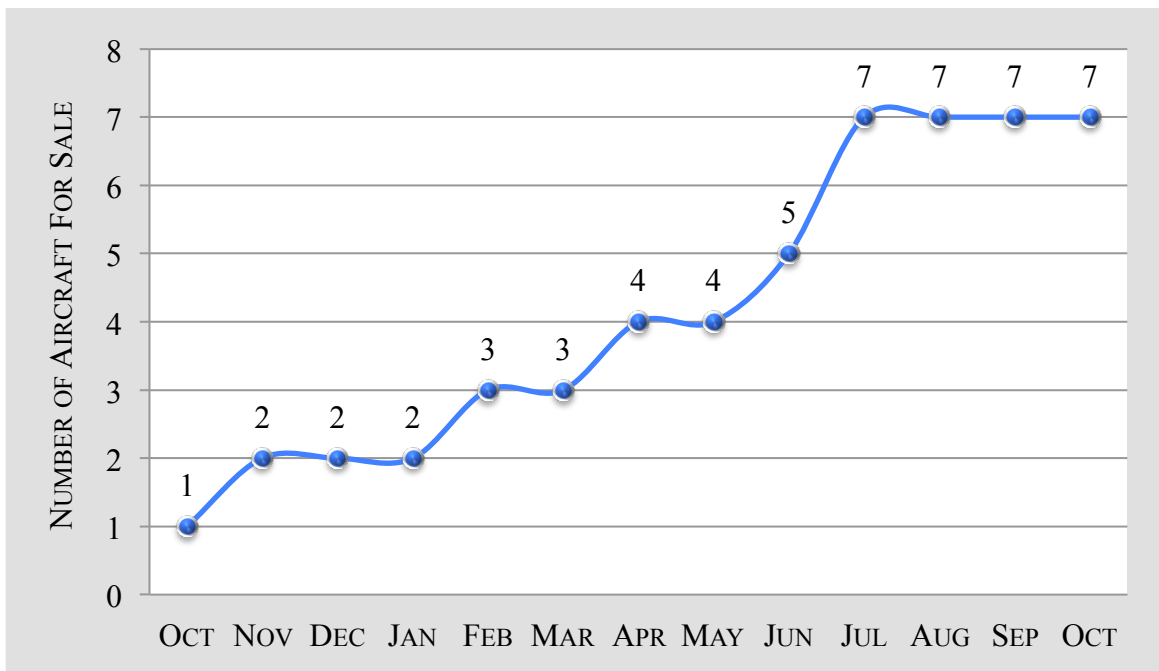
### CURRENT GLOBAL 6000 MARKET BY SELLER LOCATION



## GLOBAL 6000 - 6 MONTH MARKET HISTORY

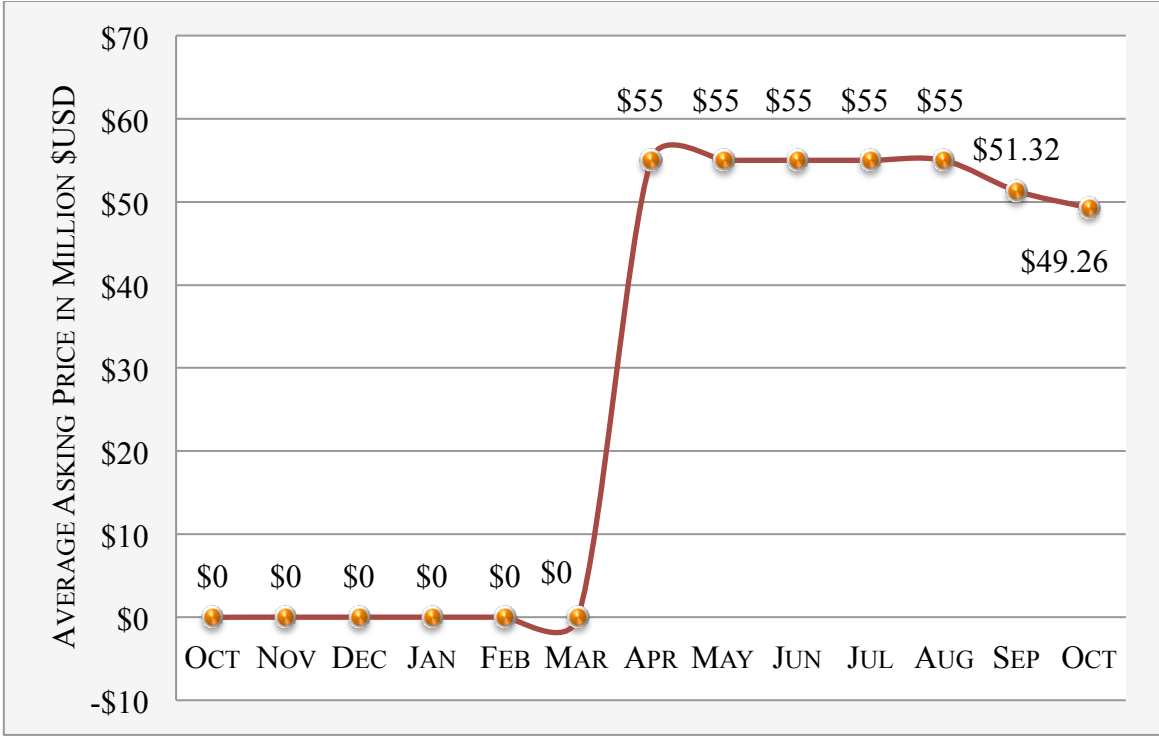
MONTH	MAY	JUN	JUL	AUG	SEP	OCT	AVERAGE
AVG. ASK PRICE	\$55M	\$55M	\$55M	\$55M	\$51.32M	\$49.26M	\$54.39M
# FOR SALE	4	5	7	7	7	7	7
ACTIVE FLEET	173	176	179	182	187	191	182
% FOR SALE	2.31%	2.84%	3.91%	3.85%	5.05%	5.05%	3.84%
AVG. YEAR	2013	2012	2012	2012	2012	2012	2012
AVG. DOM	112	115	109	123	159	148	128
AVG. AFTT	1,119	1,261	1,261	1,027	441	830	990
TRANSACTIONS	0	0	0	1	1	0	2 TOTAL

## GLOBAL 6000 – 12 MONTH FOR SALE INVENTORY HISTORY

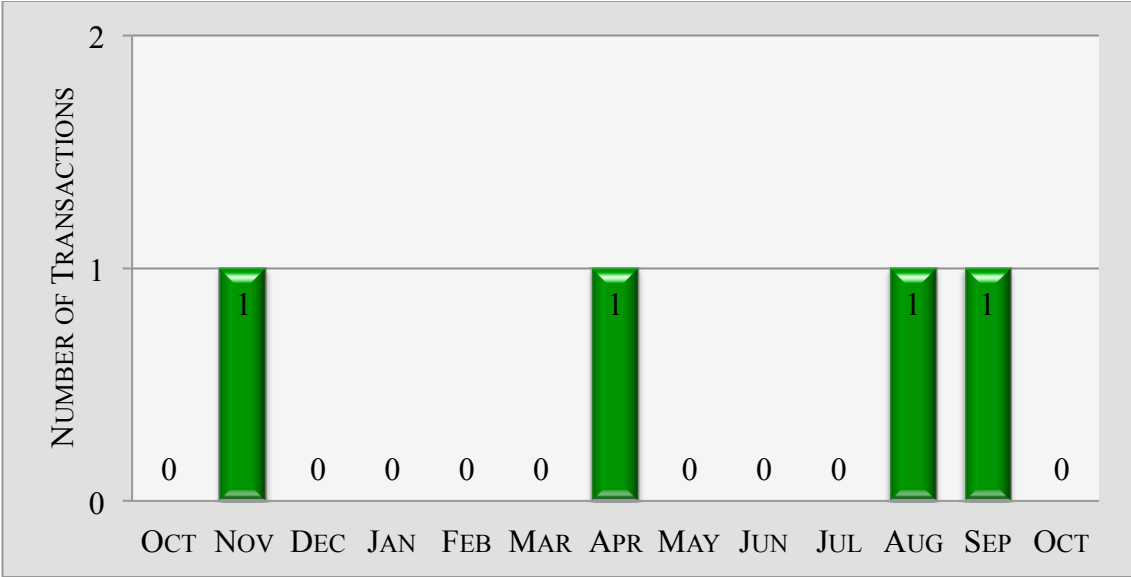




### GLOBAL 6000 – 12 MONTH ASKING PRICE TREND



### GLOBAL 6000 – 12 MONTH RETAIL TRANSACTION HISTORY



## GLOBAL 6000 - AIRCRAFT BLUE BOOK VALUATIONS

YEAR	AVERAGE RETAIL	AVERAGE WHOLESALE	TREND
2012	\$49,000,000	\$43,490,000	No Change
2013	\$55,000,000	\$48,815,000	-\$888,000
2014	\$62,000,000	\$55,028,000	No Change

## GLOBAL 6000 - VREF VALUATIONS

YEAR	AVERAGE RETAIL	AVERAGE WHOLESALE	TREND
2012	\$46,000,000	\$40,940,000	-\$4,000,000
2013	\$50,000,000	\$44,500,000	-\$3,000,000
2014	\$62,000,000	\$51,180,000	No Change