

BOMBARDIER GLOBAL 6000 MARKET OVERVIEW MAY 2015

As of May, there are 8 Global 6000s actively for sale of 132* aircraft, representing 6% of the active fleet. Since our last report in April, sellers continue to become more realistic on asking prices.

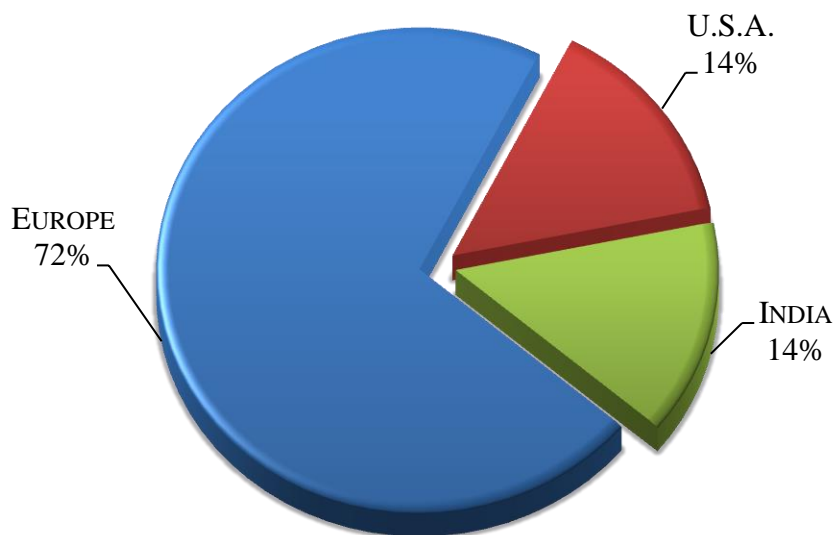
**Please Note: as of 2015, the "Active Fleet" number will no longer include undelivered aircraft.*

CURRENT GLOBAL 6000 MARKET SUMMARY

AIRCRAFT SUMMARY	LOW	HIGH	AVERAGE
ASKING PRICE	\$41,500,000	\$54,000,000	\$48,843,000
AIRFRAME TOTAL TIME	31	2,726	872
MANUFACTURE YEAR	2011	2014	2012
DAYS ON MARKET	46	469	209

FIGURES BASED ON ASKING PRICES, NOT SALES PRICES. BASED ON 8 AIRCRAFT PRICES AND 8 AIRCRAFT FOR SALE

CURRENT GLOBAL 6000 MARKET BY SELLER LOCATION

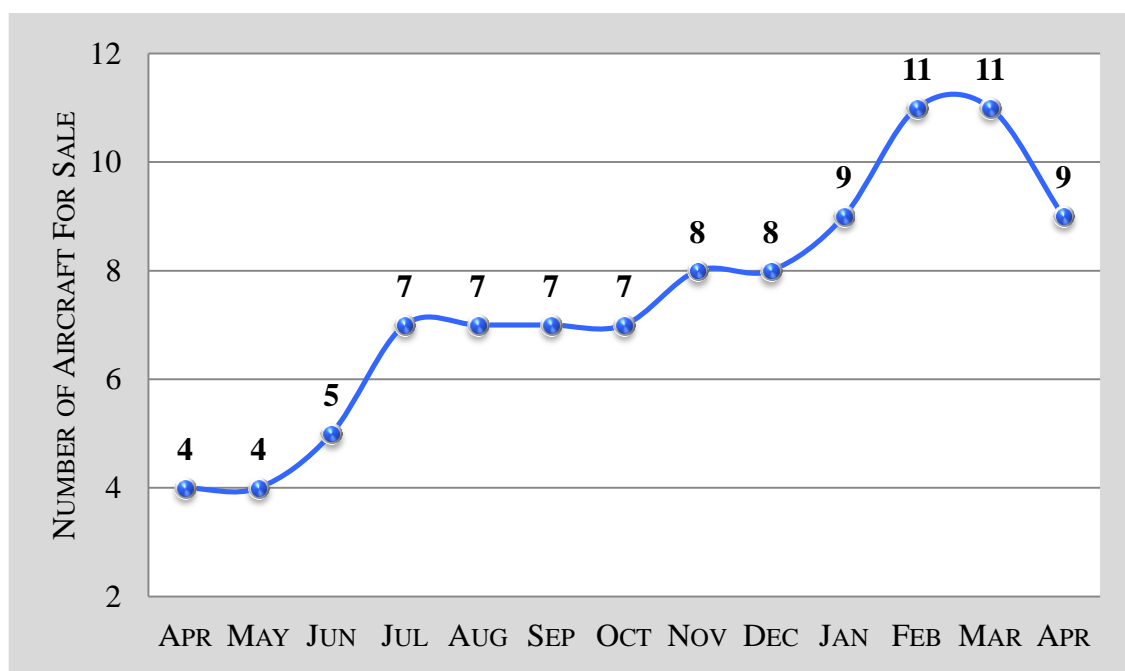


GLOBAL 6000 - 6 MONTH MARKET HISTORY

MONTH	NOV	DEC	JAN	FEB	MAR	APR	AVERAGE
AVERAGE ASK PRICE	\$49.5M	\$49.5M	\$49.23M	\$49.26M	\$49.01M	\$47.42M	\$48.99M
NUMBER FOR SALE	8	8	9	11	11	9	9
ACTIVE FLEET*	191	191	150	157	159	132	163
PERCENTAGE FOR SALE	4.2%	4.2%	6.0%	7.0%	7.0%	6.9%	5.9%
AVERAGE YEAR	2013	2013	2012	2012	2012	2012	2012
AVERAGE DAYS ON MARKET	113	141	131	140	146	164	139
AVERAGE AIRFRAME TIME	756	179	719	844	844	938	810
TRANSACTIONS	0	0	2	0	1	0	3 TOTAL

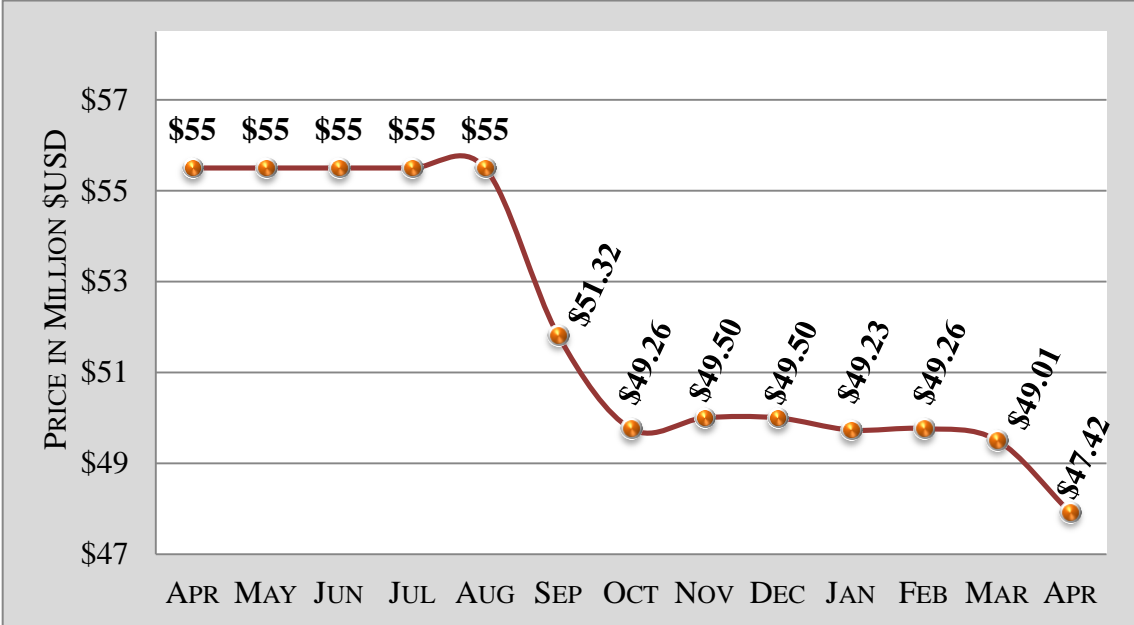
**Please Note: as of 2015 the "Active Fleet" number will no longer include undelivered aircraft.*

GLOBAL 6000 – 12 MONTH FOR SALE INVENTORY HISTORY

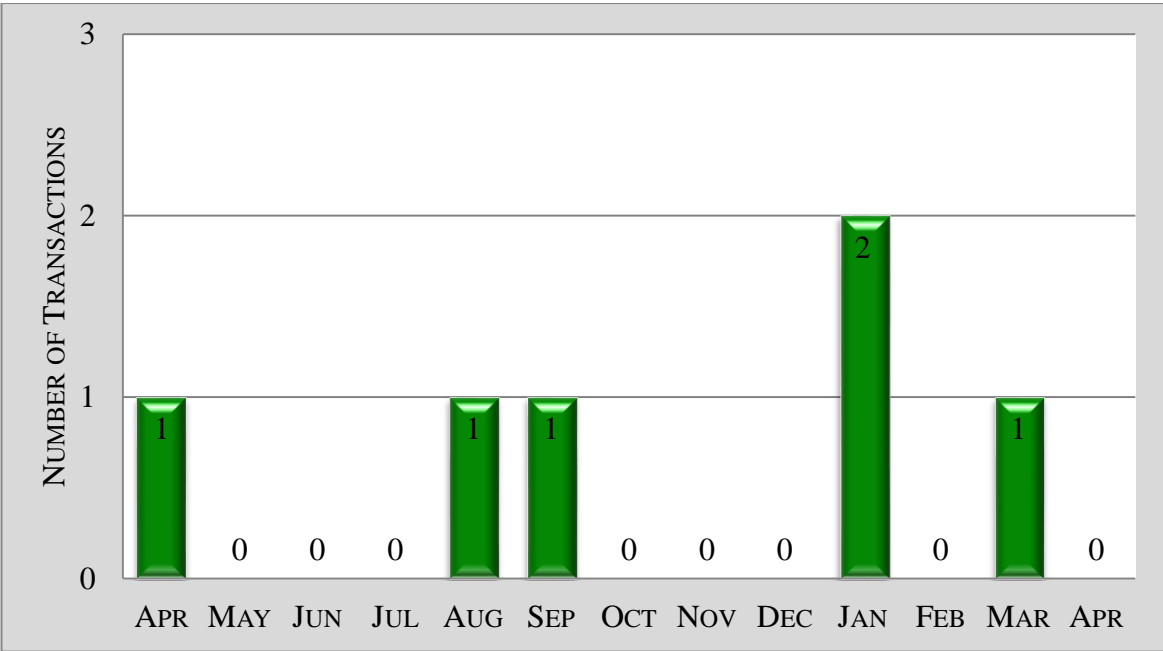




GLOBAL 6000 – 12 MONTH ASKING PRICE TREND



GLOBAL 6000 – 12 MONTH RETAIL TRANSACTION HISTORY



GLOBAL 6000 - AIRCRAFT BLUE BOOK VALUATIONS

YEAR	AVERAGE RETAIL	AVERAGE WHOLESALE	TREND
2012	\$44,000,000	\$39,052,000	-\$888,000
2013	\$47,000,000	\$41,715,000	-\$3,550,000
2014	\$53,000,000	\$47,040,000	-\$7,988,000

GLOBAL 6000 - VREF VALUATIONS

YEAR	AVERAGE RETAIL	AVERAGE WHOLESALE	TREND
2012	\$46,000,000	\$39,160,000	-\$2,000,000
2013	\$47,000,000	\$41,830,000	-\$2,000,000
2014	\$51,000,000	\$45,390,000	-\$2,000,000

**The Above Data is Updated Quarterly*



GLOBAL 6000 MARKET DETAILS AS OF MAY 2015
ARRANGED BY SERIAL NUMBER

SERIAL #	REGISTRATION	YEAR	PRICE	LOCATION	DAYS ON MARKET	AIRFRAME TOTAL TIME
94xx		2011	\$48,000,000	Europe	334	1,354
94xx		2012	\$48,000,000	Europe	229	2,726
94xx		2012	\$41,500,000	Europe	123	850
95xx		2012	\$46,900,000	Europe	91	906
95xx		2012	\$50,000,000	India	46	50
95xx		2013	\$53,500,000	Europe	173	189
95xx		2014	\$54,000,000	U.S.A	469	31

GLOBAL 6000 MARKET DETAILS AS OF MAY 2015
ARRANGED BY ASKING PRICE

SERIAL #	REGISTRATION	YEAR	PRICE	LOCATION	DAYS ON MARKET	AIRFRAME TOTAL TIME
94xx		2012	\$41,500,000	Europe	123	850
95xx		2012	\$46,900,000	Europe	91	906
94xx		2011	\$48,000,000	Europe	334	1,354
94xx		2012	\$48,000,000	Europe	229	2,726
95xx		2012	\$50,000,000	India	46	50
95xx		2013	\$53,500,000	Europe	173	189
95xx		2014	\$54,000,000	U.S.A	469	31



GLOBAL 6000 MARKET DETAILS AS OF MAY 2015
ARRANGED BY TOTAL TIME ON AIRFRAME

SERIAL #	REGISTRATION	YEAR	PRICE	LOCATION	DAYS ON MARKET	AIRFRAME TOTAL TIME
95xx		2014	\$54,000,000	U.S.A	469	31
95xx		2012	\$50,000,000	India	46	50
95xx		2013	\$53,500,000	Europe	173	189
94xx		2012	\$41,500,000	Europe	123	850
95xx		2012	\$46,900,000	Europe	91	906
94xx		2011	\$48,000,000	Europe	334	1,354
94xx		2012	\$48,000,000	Europe	229	2,726

GLOBAL 6000 MARKET DETAILS AS OF MAY 2015
ARRANGED BY DAYS ON MARKET

SERIAL #	REGISTRATION	YEAR	PRICE	LOCATION	DAYS ON MARKET	AIRFRAME TOTAL TIME
95xx		2012	\$50,000,000	India	46	50
95xx		2012	\$46,900,000	Europe	91	906
94xx		2012	\$41,500,000	Europe	123	850
95xx		2013	\$53,500,000	Europe	173	189
94xx		2012	\$48,000,000	Europe	229	2,726
94xx		2011	\$48,000,000	Europe	334	1,354
95xx		2014	\$54,000,000	U.S.A	469	31



**GLOBAL 6000 MARKET DETAILS AS OF MAY 2015
ARRANGED BY LOCATION**

SERIAL #	REGISTRATION	YEAR	PRICE	LOCATION	DAYS ON MARKET	AIRFRAME TOTAL TIME
95xx		2012	\$46,900,000	Europe	91	906
94xx		2012	\$41,500,000	Europe	123	850
95xx		2013	\$53,500,000	Europe	173	189
94xx		2012	\$48,000,000	Europe	229	2,726
94xx		2011	\$48,000,000	Europe	334	1,354
95xx		2012	\$50,000,000	India	46	50
95xx		2014	\$54,000,000	U.S.A.	469	31

**GLOBAL 6000 MARKET DETAILS AS OF MAY 2015
AIRCRAFT NOT ACTIVELY FOR SALE**

SERIAL #	REG #	YEAR	PRICE	LOCATION	DOM	TTAF	NOTES
94xx		2010	\$35,000,000	Europe	461	1,172	Sale Pending
94xx		2011	\$45,900,000	U.S.A	67	1,199	Sold/Withdrawn

