



GLOBAL 6000 MARKET OVERVIEW NOVEMBER 2015

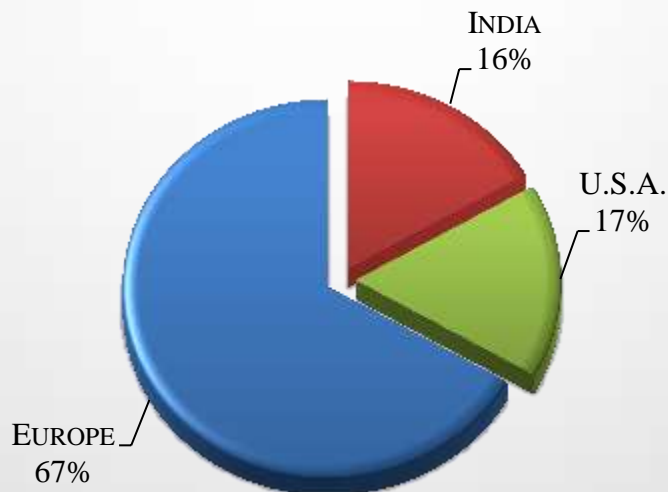
Currently, there are 6 Global 6000s for sale of 162 aircraft, representing 3.7% of the active fleet.

CURRENT GLOBAL 6000 MARKET SUMMARY

AIRCRAFT SUMMARY	LOW	HIGH	AVERAGE
ASKING PRICE	\$41,000,000	\$53,900,000	\$47,275,000
AIRFRAME TOTAL TIME	12	3,643	1,028
MANUFACTURE YEAR	2011	2014	2013
DAYS ON MARKET	35	536	258

FIGURES BASED ON ASKING PRICES, NOT SALE PRICES. BASED ON 6 AIRCRAFT PRICES AND 6 AIRCRAFT FOR SALE

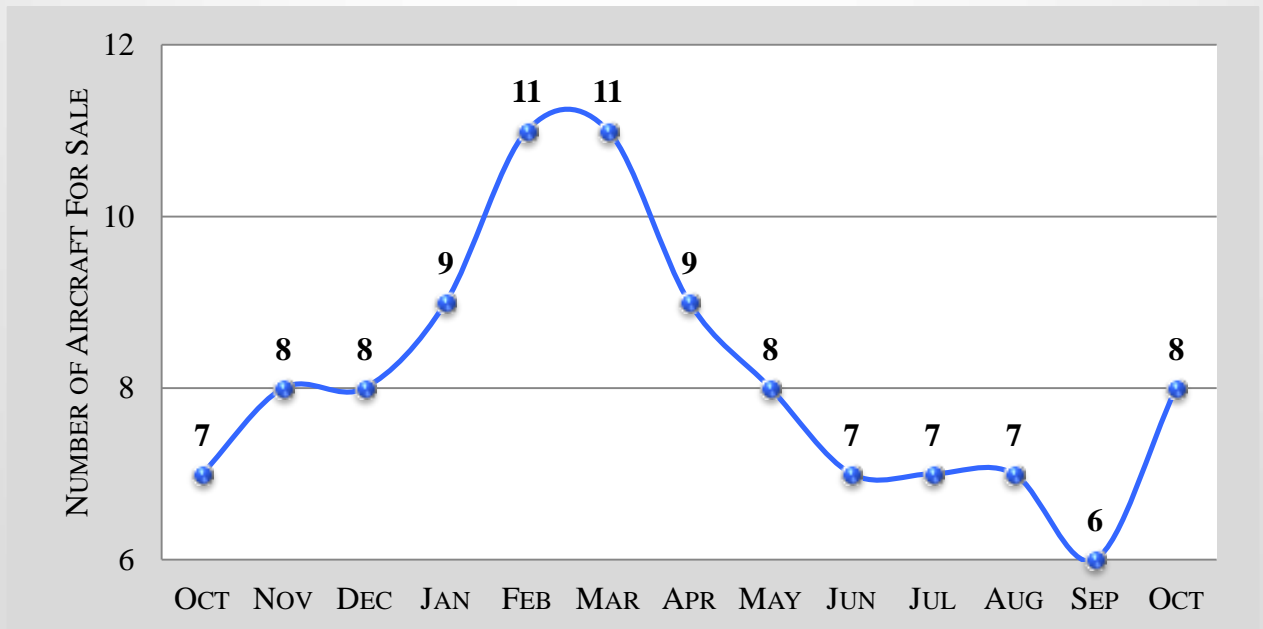
CURRENT GLOBAL 6000 MARKET BY SELLER LOCATION



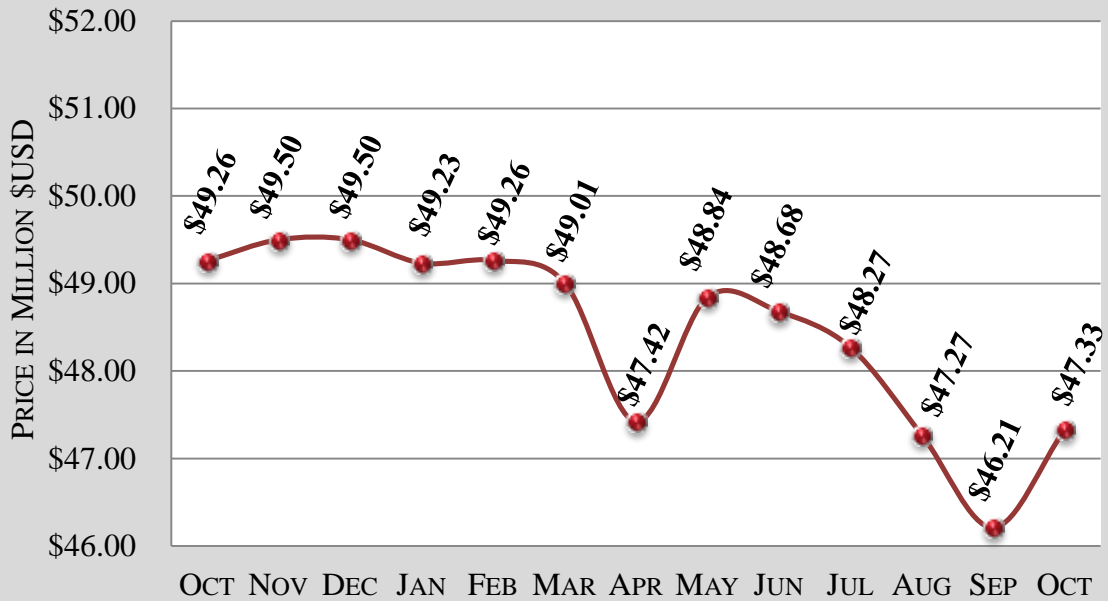
GLOBAL 6000 – 6 MONTH MARKET HISTORY

MONTH	MAY	JUN	JUL	AUG	SEP	OCT	AVERAGE
AVERAGE ASK PRICE	\$48.8M	\$48.3M	\$48.3M	\$47.3M	\$46.2M	\$47.3M	\$47.7M
NUMBER FOR SALE	8	7	7	7	6	8	7
ACTIVE FLEET	132	139	142	150	157	162	147
PERCENTAGE FOR SALE	6.0%	5.0%	4.9%	4.7%	3.8%	3.7%	4.7%
AVERAGE YEAR	2012	2012	2012	2012	2012	2013	2012
AVERAGE DAYS ON MARKET	209	187	200	249	304	258	235
AVERAGE AIRFRAME TIME	872	872	893	1,102	1,152	937	971
TRANSACTIONS	1	1	1	3	1	1	8 TOTAL

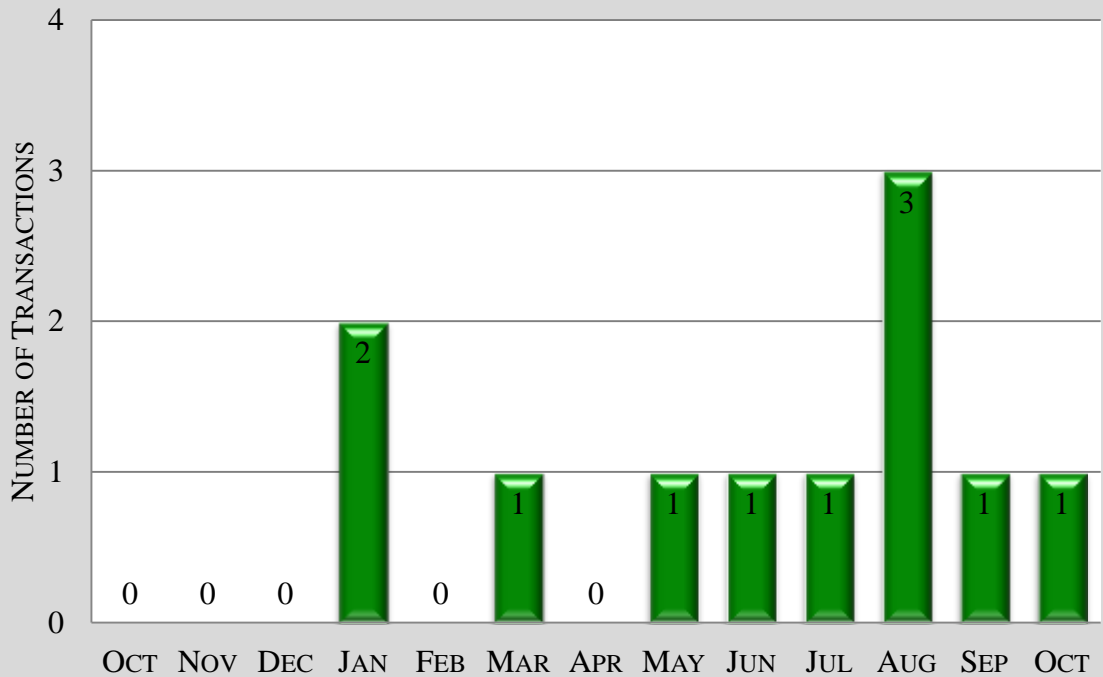
GLOBAL 6000– 12 MONTH FOR SALE INVENTORY HISTORY



GLOBAL 6000 – 12 MONTH ASKING PRICE TREND



GLOBAL 6000 – 12 MONTH TRANSACTION HISTORY



GLOBAL 6000 – AIRCRAFT BLUE BOOK VALUATIONS

YEAR	AVERAGE RETAIL	AVERAGE WHOLESALE	TREND
2012	\$40,000,000	\$35,502,000	NO CHANGE
2013	\$44,000,000	\$39,052,000	-\$888,000
2014	\$47,000,000	\$41,715,000	-\$2,663,000
2015	\$55,000,000	\$48,815,000	-\$6,488,000

GLOBAL 6000 – VREF VALUATIONS

YEAR	AVERAGE RETAIL	AVERAGE WHOLESALE	TREND
2012	\$37,500,000	\$33,375,000	-\$500,000
2013	\$41,500,000	\$36,935,000	-\$500,000
2014	\$45,000,000	\$40,050,000	-\$500,000
2015	\$53,000,000	\$47,806,000	-\$9,000,000

GLOBAL 6000 MARKET DETAILS AS OF NOVEMBER 2015
ARRANGED BY YEAR OF MANUFACTURE

YEAR	PRICE	DAYS ON MARKET	AIRFRAME TOTAL TIME	LOCATION
2011	\$41,000,000	536	1902	Europe
2012	\$42,250,000	433	3643	Europe
2012	\$50,000,000	290	50	India
2013	\$49,000,000	209	160	Europe
2014	\$47,500,000	42	401	Europe
2014	\$53,900,000	35	12	U.S.A.

GLOBAL 6000 MARKET DETAILS AS OF NOVEMBER 2015
ARRANGED BY ASKING PRICE

YEAR	PRICE	DAYS ON MARKET	AIRFRAME TOTAL TIME	LOCATION
2011	\$41,000,000	536	1902	Europe
2012	\$42,250,000	433	3643	Europe
2014	\$47,500,000	42	401	Europe
2013	\$49,000,000	209	160	Europe
2012	\$50,000,000	290	50	India
2014	\$53,900,000	35	12	U.S.A.

GLOBAL 6000 MARKET DETAILS AS OF NOVEMBER 2015
ARRANGED BY DAYS ON MARKET

YEAR	PRICE	DAYS ON MARKET	AIRFRAME TOTAL TIME	LOCATION
2014	\$53,900,000	35	12	U.S.A.
2014	\$47,500,000	42	401	Europe
2013	\$49,000,000	209	160	Europe
2012	\$50,000,000	290	50	India
2012	\$42,250,000	433	3643	Europe
2011	\$41,000,000	536	1902	Europe

GLOBAL 6000 MARKET DETAILS AS OF NOVEMBER 2015
ARRANGED BY TOTAL TIME ON AIRFRAME

YEAR	PRICE	DAYS ON MARKET	AIRFRAME TOTAL TIME	LOCATION
2014	\$53,900,000	35	12	U.S.A.
2012	\$50,000,000	290	50	India
2013	\$49,000,000	209	160	Europe
2014	\$47,500,000	42	401	Europe
2011	\$41,000,000	536	1902	Europe
2012	\$42,250,000	433	3643	Europe

GLOBAL 6000 MARKET DETAILS AS OF NOVEMBER 2015
ARRANGED BY LOCATION

YEAR	PRICE	DAYS ON MARKET	AIRFRAME TOTAL TIME	LOCATION
2013	\$49,000,000	209	160	Europe
2014	\$47,500,000	42	401	Europe
2011	\$41,000,000	536	1902	Europe
2012	\$42,250,000	433	3643	Europe
2012	\$50,000,000	290	50	India
2014	\$53,900,000	35	12	U.S.A.

GLOBAL 6000 MARKET DETAILS AS OF NOVEMBER 2015
RECENT CHANGES TO FOR-SALE INVENTORY

YEAR	PRICE	DOM	AFTT	LOCATION	STATUS
2012	\$41,500,000	325	1150	Europe	<i>Sale Pending 2015-12</i>
2013	\$53,500,000	389	189	Europe	<i>Withdrawn 2015-11</i>



GLOBAL 6000 MARKET OVERVIEW

NOVEMBER 2015



ALTUS AVIATION

ELITE SERVICE FOR ELITE CLIENTS