



# GLOBAL 6000 MARKET OVERVIEW

## DECEMBER 2015



## GLOBAL 6000 MARKET OVERVIEW DECEMBER 2015

Currently, there are 8 Global 6000s for sale of 167 aircraft, representing 4.8% of the active fleet.

### CURRENT GLOBAL 6000 MARKET SUMMARY

AIRCRAFT SUMMARY	LOW	HIGH	AVERAGE
ASKING PRICE	\$41,000,000	\$53,900,000	\$46,506,000
AIRFRAME TOTAL TIME	12	3,643	981
MANUFACTURE YEAR	2011	2014	2013
DAYS ON MARKET	35	536	261

*FIGURES BASED ON ASKING PRICES, NOT SALE PRICES. BASED ON 8 AIRCRAFT PRICES AND 8 AIRCRAFT FOR SALE*

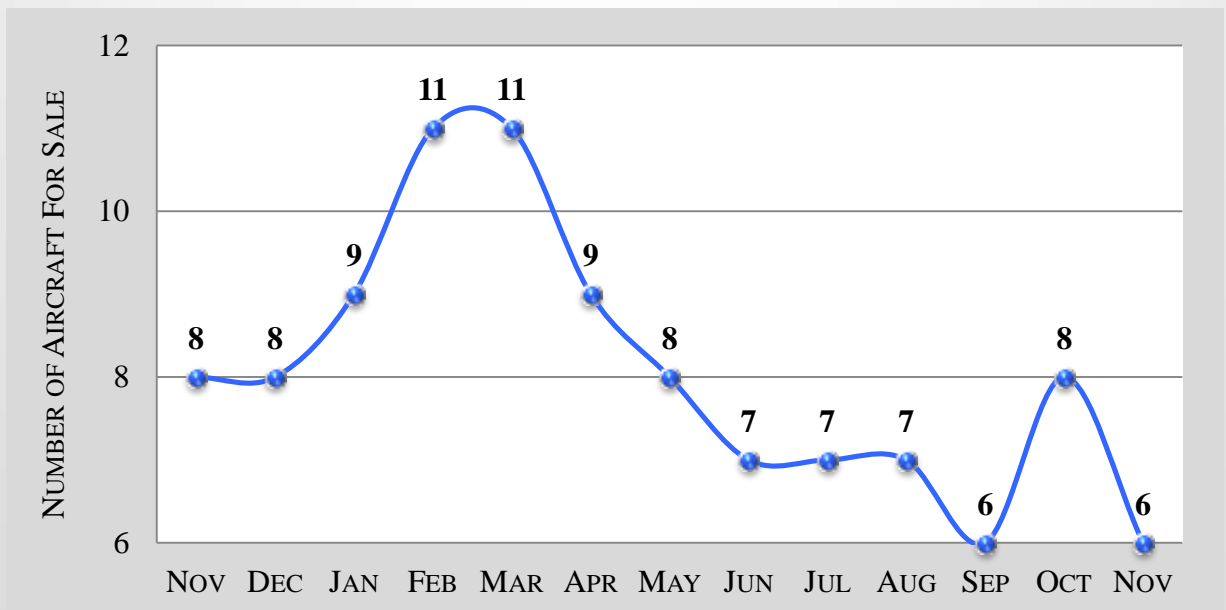
### CURRENT GLOBAL 6000 MARKET BY SELLER LOCATION



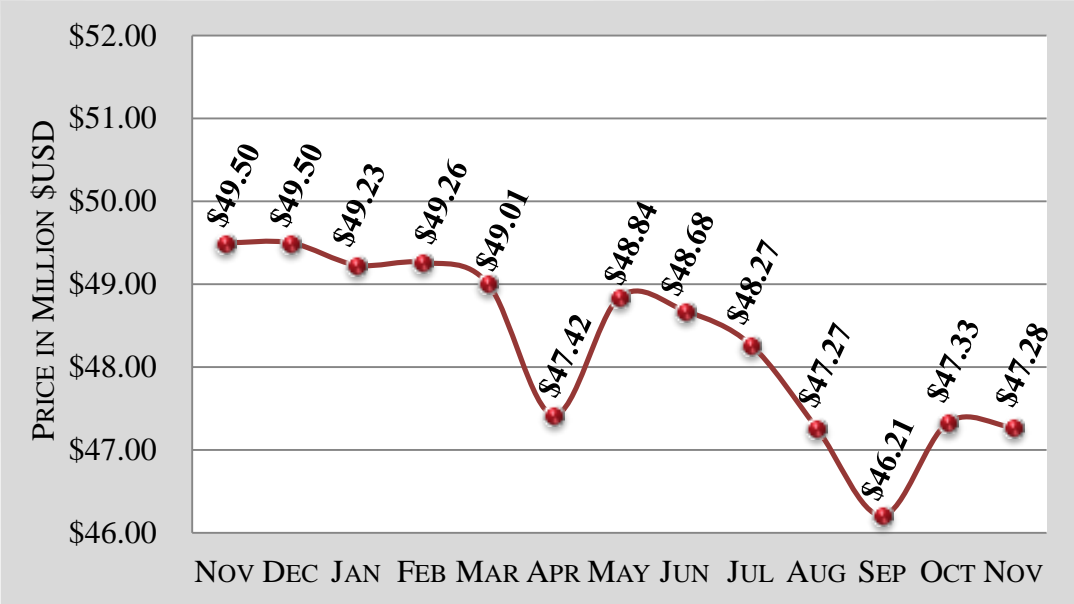
GLOBAL 6000 – 6 MONTH MARKET HISTORY

MONTH	JUN	JUL	AUG	SEP	OCT	NOV	AVERAGE
AVERAGE ASK PRICE	\$48.3M	\$48.3M	\$47.3M	\$46.2M	\$47.3M	\$47.3M	\$47.4M
NUMBER FOR SALE	7	7	7	6	8	6	7
ACTIVE FLEET	139	142	150	157	162	162	152
PERCENTAGE FOR SALE	5.0%	4.9%	4.7%	3.8%	4.9%	3.7%	4.5%
AVERAGE YEAR	2012	2012	2012	2012	2013	2013	2012
AVERAGE DAYS ON MARKET	187	200	249	304	258	258	243
AVERAGE AIRFRAME TIME	872	893	1,102	1,152	937	1,028	997
TRANSACTIONS	1	1	3	1	1	0	7 TOTAL

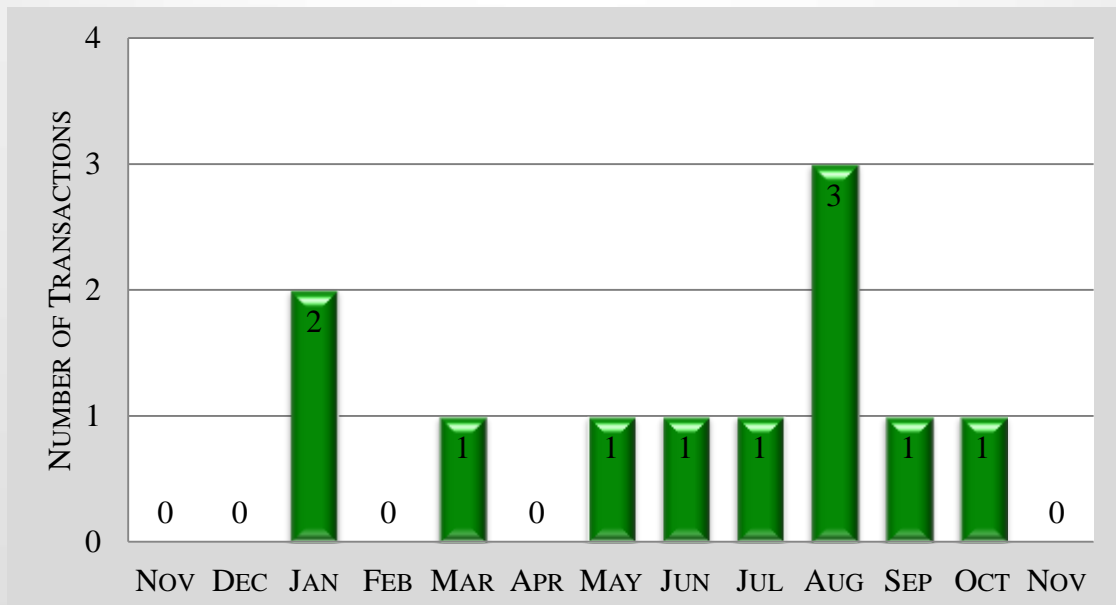
GLOBAL 6000– 12 MONTH FOR SALE INVENTORY HISTORY



### GLOBAL 6000 – 12 MONTH ASKING PRICE TREND



### GLOBAL 6000 – 12 MONTH TRANSACTION HISTORY



## GLOBAL 6000 – AIRCRAFT BLUE BOOK VALUATIONS

YEAR	AVERAGE RETAIL	AVERAGE WHOLESALE	TREND
2012	\$40,000,000	\$35,502,000	NO CHANGE
2013	\$44,000,000	\$39,052,000	-\$888,000
2014	\$47,000,000	\$41,715,000	-\$2,663,000
2015	\$55,000,000	\$48,815,000	-\$6,488,000

## GLOBAL 6000 – VREF VALUATIONS

YEAR	AVERAGE RETAIL	AVERAGE WHOLESALE	TREND
2012	\$37,500,000	\$33,375,000	-\$500,000
2013	\$41,500,000	\$36,935,000	-\$500,000
2014	\$45,000,000	\$40,050,000	-\$500,000
2015	\$53,000,000	\$47,806,000	-\$9,000,000

GLOBAL 6000 MARKET DETAILS AS OF DECEMBER 2015  
ARRANGED BY YEAR

YEAR	PRICE	DAYS ON MARKET	AIRFRAME TOTAL TIME	LOCATION
2011	\$41,000,000	536	1902	Europe
2012	\$42,250,000	469	3,643	Europe
2012	\$41,500,000	34	750	Europe
2012	\$46,900,000	330	906	Europe
2012	\$50,000,000	326	50	India
2014	\$47,500,000	78	423	Europe
2013	\$49,000,000	245	160	Europe
2014	\$53,900,000	71	12	U.S.A.

GLOBAL 6000 MARKET DETAILS AS OF DECEMBER 2015  
ARRANGED BY ASKING PRICE

YEAR	PRICE	DAYS ON MARKET	AIRFRAME TOTAL TIME	LOCATION
2011	\$41,000,000	536	1902	Europe
2012	\$41,500,000	34	750	Europe
2012	\$42,250,000	469	3,643	Europe
2012	\$46,900,000	330	906	Europe
2014	\$47,500,000	78	423	Europe
2013	\$49,000,000	245	160	Europe
2012	\$50,000,000	326	50	India
2014	\$53,900,000	71	12	U.S.A.

GLOBAL 6000 MARKET DETAILS AS OF DECEMBER 2015  
ARRANGED BY DAYS ON MARKET

YEAR	PRICE	DAYS ON MARKET	AIRFRAME TOTAL TIME	LOCATION
2012	\$41,500,000	34	750	Europe
2014	\$53,900,000	71	12	U.S.A.
2014	\$47,500,000	78	423	Europe
2013	\$49,000,000	245	160	Europe
2012	\$50,000,000	326	50	India
2012	\$46,900,000	330	906	Europe
2012	\$42,250,000	469	3,643	Europe
2011	\$41,000,000	536	1902	Europe

GLOBAL 6000 MARKET DETAILS AS OF DECEMBER 2015  
ARRANGED BY TOTAL TIME ON AIRFRAME

YEAR	PRICE	DAYS ON MARKET	AIRFRAME TOTAL TIME	LOCATION
2014	\$53,900,000	71	12	U.S.A.
2012	\$50,000,000	326	50	India
2013	\$49,000,000	245	160	Europe
2014	\$47,500,000	78	423	Europe
2012	\$41,500,000	34	750	Europe
2012	\$46,900,000	330	906	Europe
2011	\$41,000,000	536	1902	Europe
2012	\$42,250,000	469	3,643	Europe

GLOBAL 6000 MARKET DETAILS AS OF DECEMBER 2015  
ARRANGED BY LOCATION

YEAR	PRICE	DAYS ON MARKET	AIRFRAME TOTAL TIME	LOCATION
2014	\$53,900,000	71	12	U.S.A.
2012	\$50,000,000	326	50	India
2013	\$49,000,000	245	160	Europe
2014	\$47,500,000	78	423	Europe
2012	\$41,500,000	34	750	Europe
2012	\$46,900,000	330	906	Europe
2011	\$41,000,000	536	1902	Europe
2012	\$42,250,000	469	3,643	Europe

GLOBAL 6000 MARKET DETAILS AS OF DECEMBER 2015  
RECENT CHANGES TO FOR-SALE INVENTORY

YEAR	PRICE	DOM	AFTT	LOCATION	STATUS
2012	\$41,500,000	325	1150	Europe	<i>Sale Pending 2015-12</i>
2013	\$53,500,000	389	189	Europe	<i>Withdrawn 2015-11</i>





GLOBAL 6000 MARKET OVERVIEW  
DECEMBER 2015



ALTUS AVIATION  
ELITE SERVICE FOR ELITE CLIENTS